



Sunshine Gym
Outdoor Fitness Equipment
at **broxap**

Unit A3 Halesfield 11, Telford, Shropshire, TF7 4PH

Telephone: 01952 580520

Web: www.sunshinegym.co.uk

Email: enquiries@sunshinegym.co.uk

OPERATION & MAINTENANCE MANUAL



Contents

Introduction

Health & Safety Information

Materials & Processes

Inspection, Cleaning & Maintenance Guidelines

Inspection & Maintenance Form

Introduction

Sunshine Gym are experts in the design and installation of high quality outdoor fitness equipment, and have been installing equipment throughout the UK since 2011.

Our equipment has been designed to aid in weight loss, and also to improve fitness levels in both adults and children. Having outdoor fitness equipment in parks, and other public areas, helps to encourage a fit and healthy lifestyle.

Our vast product range allows anyone, of any age, and ability, to enjoy the benefits of outdoor fitness equipment.

As you would expect, all outdoor fitness equipment should be subject to regular inspections and maintenance works. This is because it incorporates moving parts and/or parts that are subject to wear and tear.

Inspection and maintenance is the only way to preserve the continued, correct, operation of the equipment and the safety of those using it.

Detailed inspection and maintenance records should be kept. In the case of a warranty claim, or a personal injury claim by an end-user, these records will be required.

Our parent company, Broxap Ltd., are ISO 9001 (Quality), ISO 14001 (Environmental) and OHSAS 18001 (Health & Safety) certified. These 3 standards and controlling processes are utilised throughout the business and demonstrate our commitment to providing a service of quality that takes into consideration the effects of the environment during its manufacture and life, plus the health & safety of the end users.

Standards that have been considered during the manufacturing and installation processes are:

- EN16630 – Permanently installed outdoor fitness equipment – safety requirements and test methods;
- EN1176 – Playground equipment and surfacing;
- EN ISO1461 – Hot dip galvanized coatings on fabricated iron and steel articles. Specification and test methods;
- EN ISO13290 – Welding. General tolerances for welded constructions. Dimensions for lengths and angles. Shape and position.

Health & Safety Information

There is a need for certain Health and Safety notes to be followed at all times during the use, and ongoing maintenance, of our products.

These being:

1. Play and fitness equipment should pose valuable challenges to the user and provide a safe outlet for natural energy and sense of adventure. However, the owner of any such equipment should undertake a risk assessment prior to its use and ensure all reasonable precautions to prevent injury to the user have been taken.
2. Where applicable (eg. in schools etc.) supervision arrangements should take into account factors such as number of users, age range and abilities and the specific features of the equipment and the activities it provides. It is the customer's responsibility to ensure that full care, responsibility, correct operation / use, and any training are adhered to at all times.
3. We cannot accept any responsibility for any damage or injury to persons or property as a result of not using the equipment in the proper, correct and intended manner.

Clearly visible stainless steel labels are fitted to all our outdoor fitness equipment, containing the following information:

- Clear concise instructions for use, together with a pictorial explanation;
- Colour coded ability levels with recommended usage;
- Attention/warning advice to help reduce the risk of injury during use.



Materials & Processes

As the equipment is designed to utilise various customer requirements, the following is a list of materials and processes that could have been used during its processing:

Materials

- Mild Steel;
- Stainless Steel;
- Aluminium;
- Plastic;
- Rubber;
- Surface options – artificial grass, grass matting, tarmacadam, wet pour, bark.

Processes used

- Robot welding;
- Hot-dip zinc galvanizing;
- Zinc passive dip coating;
- Powder coating;
- Electro zinc plating (fasteners and fixings).

Inspection, Cleaning & Maintenance

To maximise the life expectancy of outdoor fitness equipment, it should be visually inspected, on a regular basis for any signs of damage, vandalism, breakdown of surface finish and loose fixings.

On completion of installation, an inspection check sheet will be provided.

Detailed inspection and maintenance records should be kept. In the case of a future warranty claim, or a personal injury claim by an end-user, these records will be required.

Sunshine Gym keep a large stock of spares and touch-up paints should you require them. Please contact us on 01952 580520.

Daily / Weekly Inspection:

- Keep areas around the equipment free from litter and broken glass;
- Carry out a visual check to find any obvious damage;
- We recommend removing, or painting over, graffiti as it happens to prevent further occurrences.

We strongly advise that high usage or older equipment is subject to a daily inspection. Any damage or defects must be eliminated immediately and the product removed from service until repaired. This will ensure that you can guarantee the safety and functional reliability of the product.

Monthly Inspection:

- Record any findings on provided check sheet;
- Use a spray lubricant on all moving parts, and at the same time check that restrictor blocks/limiters are working correctly;
- Use touch-up paint on any chips or scratches;
- Tighten any loose bolts or nuts, and replace caps;
- Check for damaged, or missing caps, and replace accordingly;
- Check the construction stability;
- Ensure the surface around the equipment is free from trip hazards and generally in good condition.

If any major faults are identified, remove the equipment from service immediately and then contact Sunshine Gym for advice.

Quarterly Inspection:

Quarterly inspections should only be carried out by a certified Register of Play Inspectors International (RPII) Level 2 Outdoor Operational Inspector.

This service can be provided by Sunshine Gym if required. Please contact us on 01952 580520 for a quotation.

Annual Inspection / Service:

Annual inspections should only be carried out by a certified Register of Play Inspectors International (RPII) Level 3 Outdoor Annual Inspector, or a qualified Sunshine Gym engineer.

This service can be arranged by Sunshine Gym if required. Please contact us on 01952 580520 for a quotation.

In addition to the visual inspection, a regular cleaning regime is also required. We recommend that this is undertaken at least every 3 months.

The clean down should be undertaken with a mild detergent in warm water. All surfaces should be cleaned using a soft sponge or cloth, followed by rinsing with clean water.

At no time during the cleaning process is it advisable for any abrasive cleaners, solvents or other chemicals to be used.

Where small repairs to the powder coated surface are required, then a suitable touch-up paint (obtained from Sunshine Gym) should be carefully applied to the defect.

For larger areas of damage, vandalism or coating breakdown, then Sunshine Gym should be contacted for technical advice.

Wet Pour Safety Surface

Wet pour safety surfacing is a porous product and as such is generally self-cleaning. However, there may on occasion be the need for some cleaning to be undertaken. This would be:

1. To remove any moss, dirt or dissolvable items from the wet pour surface, the use of a pressure washer is recommended. Care must be taken to reduce the pressure to a low as possible. If the pressure used is too high, then damage to the surface may occur.
2. For larger or dangerous items such as broken glass, we would recommend the use of an industrial vacuum cleaner. The use of a pressure washer for these items is not recommended as it can drive them deeper into the surface and create problems in use later on.

If for any reason you may have any doubts over how to clean the wet pour surface, then please contact ourselves directly for advice.

Grass Matting

Grass mats are a very low maintenance product.

When the grass grows, the matting can be mowed with a conventional lawn mower as normal. Note – ensure the blades are not set too low, or the matting may be damaged.

Artificial Grass Surface

Artificial grass surfaces are low maintenance.

In order to keep the grass in the best possible condition, it is recommended to regularly brush the grass in accordance with the amount of traffic it gets. Brushing the grass will keep the fibres upright for a longer time, enhancing the natural look.

Leaves should be removed, as required, using a leaf blower.

When leaves aren't removed, they will compost and lead to the growth of moss and weeds. Using a weedkiller is possible but it is better to prevent it.

Playgrade Bark

Bark should be raked on a monthly basis to maintain level.

The surface will gradually wear down depending on use. When this happens, new bark should be used to top up to the original level to ensure the desired critical fall height rating is maintained.

Tarmacadam

Tarmac is a porous product and as such is generally self-cleaning. However, there may on occasion be the need for some cleaning to be undertaken. This would be:

1. To remove any moss, dirt or dissolvable items from the tarmac surface, the use of a pressure washer is recommended. Care must be taken to reduce the pressure to a low as possible. If the pressure used is too high, then damage to the surface may occur.
2. For larger or dangerous items such as broken glass, we would recommend the use of an industrial vacuum cleaner. The use of a pressure washer for these items is not recommended as it can drive them deeper into the surface and create problems in use later on.

If for any reason you may have any doubts over how to clean the tarmac surface, then please contact ourselves directly for advice.





Note – this document is not designed to be exhaustive and extensive in the exacting requirements of every case. If you consider your cleaning or repair circumstances to be outside of the scope of this document, then please contact Sunshine Gym and we will be happy to help you keep our products looking as new.

Inspection & Maintenance Report Form

On completion of installation, an inspection check sheet will be provided.

Training will also be given with regards to daily/weekly inspections.

Example check sheet:

OUTDOOR FITNESS EQUIPMENT INSPECTIONS						
Date of inspection:				Inspector:		
Equipment		Green	Amber	Red	Comments	Advice
CHILDREN'S DOUBLE SLALOM SKIER					No work required review weekly	
CHILDREN'S SKY STEPPER					No work required review weekly	
CHILDREN'S DOUBLE HEALTH WALKER					No work required review weekly	
CHILDREN'S HORSE RIDER					No work required review weekly	
					No work required review weekly	
					Repairs identified, work required to prevent red status	
					Urgent work required	